

IOM Sail Numbers

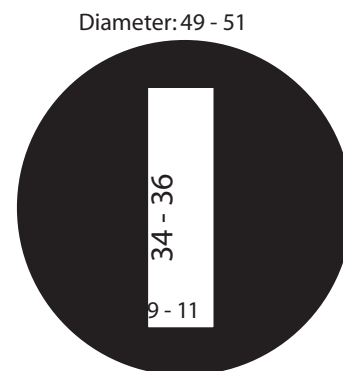
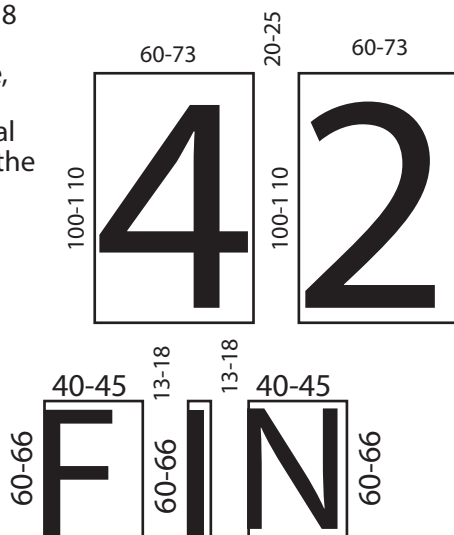
All measurements in millimetres

AW 2000May27, english version 2001Oct18

NOTE: This document is not an official rule, only attempt to illustrate the rule. For the official rules see the ISAF-RSD International Class Administrative Rules available from the RSD website www.radiosailing.org

Please report any errors or suggestions to anders.wallin@helsinki.fi

Class Insignia:
positioned as high as possible



Numbers and Letters:
Starboard(right) side higher and Port(left) lower. See picture.

Class insignia:
back-to-back.

Numbers:
Height 100 - 110
Width 60-73 (not "1")
Thickness 12-18
Space btw. numbers 20-25

Letters:
Height 60 - 66
Width 40 - 45 (not "I")
Thickness 8 - 12
Space btw. letters 13 - 18

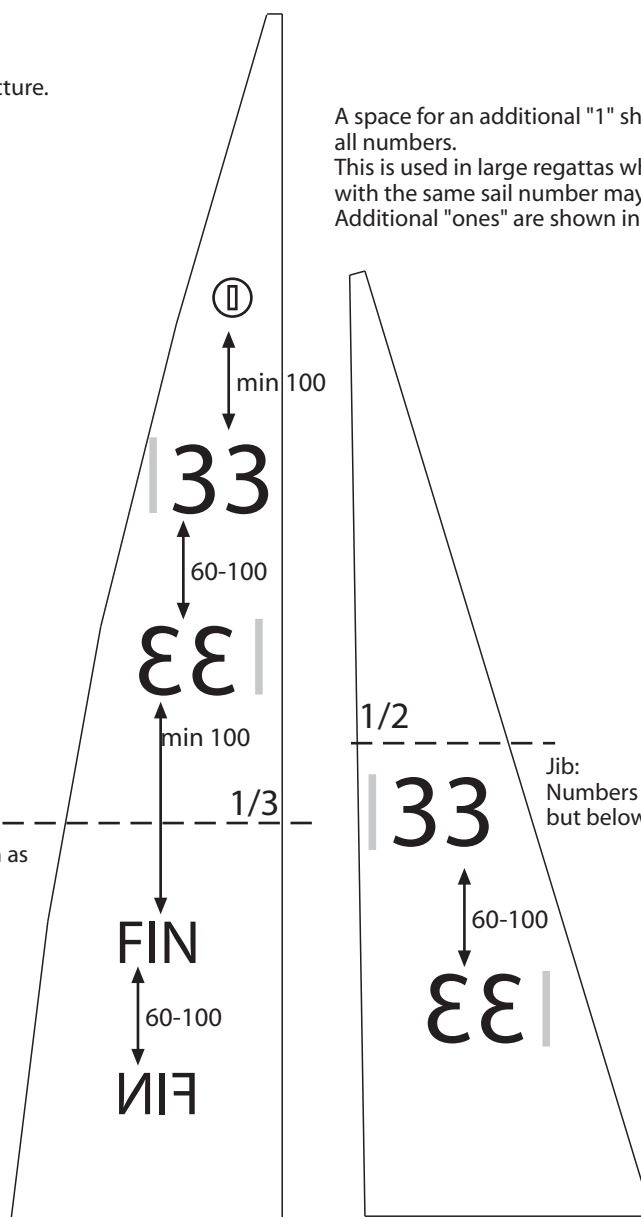
If these specified numbers or spacings cannot be used due to the small size of the sail the spacings shall be decreased in the following order, to an absolute minimum of 13 mm:

1. Space btw. right number and class insignia
2. Space btw. right and left number
3. Space btw. right and left letters
4. Space btw. right letters and left numbers

If the numbers still don't fit on the sail smaller numbers and/or letters may be used.

Mainsail:
Numbers above 1/3 of luff, as high as possible.
Letters below 1/3 of luff

A space for an additional "1" shall be left in front of all numbers.
This is used in large regattas where multiple yachts with the same sail number may compete.
Additional "ones" are shown in grey below.



National letters are only necessary in international regattas. They can be omitted if boat is sailed only in home country!

NOTE: In addition to sail identification marks:

1. The registration number and national letters shall be marked permanently on the inside of the hull.
2. The registration number and national letters shall be clearly visible on outer side of hull with min 20 mm numbers/letters.